

Category C Coalescer Separator housings are for commercial aviation fuel. Type S qualifications can be used at all filtration points in an aviation fueling system. Type S is meant to be used at filtration points where significant levels of water and dirt in the product can be expected. Facet HCS Series Horizontal Coalescer Separator housings fully comply with El 1581, Category C, Type S requirements.

RELIABLE PERFORMANCE

Facet coalescer separators are a result of over 50 years of continuous research and development to meet the ever demanding performance requirements in the aviation fuel handling industry. This, along with proven field performance, demonstrates Facet's ability to provide quality products that meet current specifications as well as specific customer requirements for installations in refineries, bulk storage, terminals, heliports, airports, etc.

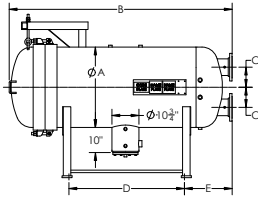
STANDARD HOUSING DESIGN

- El 1596 Design & Construction
- Welded carbon steel construction—other materials available on request
- ASME Code, Section VIII construction, stamped and certified
- Design pressure: 150 psi @ 250°F—other design pressures available on request
- Inlet, outlet and drain connections permanently marked
- Interior: Epoxy coated (MIL-PRF-4556)
- Exterior: Prime coated
- Swing bolt head closures
- Hinged end opening cover
- Flanged inlet and outlet connections
- Buna-N o-ring closure seal
- Choice of rod or screw base coalescer cartridge mounting styles
- 4" inlet/outlet cleanout/inspection connections (when permitted by design)
- Knife edge cartridge mounting seals
- Spider plate attached to vessel wall

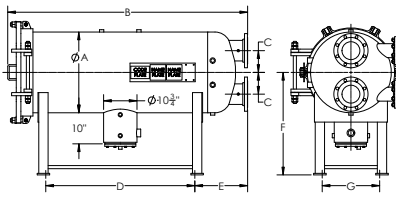
OPTIONS

- Automatic air eliminator with check valve*
- Pressure relief valve*
- Differential pressure gauge*
- Pilot control valve
- Pilot tester
- Water slug control valve
- Electrical water-level alarm
- Water drain valves
- Liquid level gauge
- Blind cover for pilot control mounting flange
- Immersion heaters
- Sampling probes

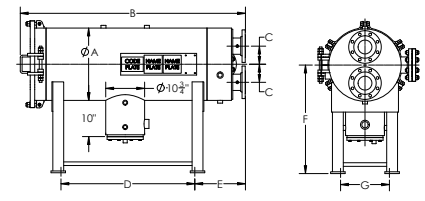
(* Mandatory for 5th Edition)



STYLE A



STYLE B



STYLE C

DATA

MODEL NUMBER ⁽¹⁾	FLOW RATE		REQUIRED CARTRIDGES				HOUSING LIQUID VOLUME		HOUSING DRY WEIGHT		HOUSING TYPE
	AVIATION FUEL EI 1581, CATEGORY C, TYPE S		COALESCER		SEPARATOR*		gals.	ltrs.	lbs.	kgs.	
	gpm	lpm	qty.	model	qty.	model					
HCS-222-1324	105	397	2	CAA22-5SB	1	SS324FA-5	24	91	425	193	Style C - Flat
HCS-322-1424	157	594	3	CAA22-5SB	1	SS424FB-5	29	110	500	227	Style C - Flat
HCS-333-1436	244	924	3	CAA33-5SB	1	SS436FB-5	38	144	550	249	Style C - Flat
HCS-343-133	334	1264	3	CAA43-5SB	1	SS633FB-5	60	227	700	318	Style C - Flat
HCS-443-143	445	1685	4	CAA43-5SB	1	SS643FF-5	72	273	775	352	Style C - Flat
HCS-556-233	686	2597	5	CAA56-5SB	2	SS633FF-5	107	405	950	431	Style B - Dished
HCS-756-248	1000	3785	7	CAA56-5SB	2	SS648FF-5	151	572	1325	601	Style B - Dished
HCS-856-340	1234	4671	8	CAA56-5SB	3	SS640FF-5	270	1022	1700	771	Style A - Dished
HCS-1056-348	1543	5841	10	CAA56-5SB	3	SS648FF-5	350	1325	1975	896	Style A - Dished

Other sizes available on request.

* Separators: If preferred, Teflon® separator cartridges can be used in place of Synthetic. The separator cartridge model number's prefix would change from SS to ST. Example: SS324FA-5 would change to ST324FA-5

DIMENSIONS

MODEL NUMBER ⁽¹⁾	INLET/OUTLET DIAMETER		DIMENSIONS ⁽²⁾													
			A		B		C		D		E		F		G	
	in.	mm.	in.	mm.	in.	mm.	in.	mm.	in.	mm.	in.	mm.	in.	mm.	in.	mm.
HCS-222-1324	2	51	14	356	41½	1054	4	102	18	457	13½	343	25	635	9½	241
HCS-322-1424	3	76	16	406	39¾	1010	5	127	16	406	13½	343	28	711	10	254
HCS-333-1436	3	76	16	406	50½	1283	5	127	26	660	14	356	28	711	10	254
HCS-343-133	4	102	18	457	62½	1588	5	127	38	965	14	356	29	737	12	305
HCS-443-143	4	102	20	508	62¼	1581	5	127	37	940	14	356	30	762	13½	343
HCS-556-233	6	152	22	559	76	1930	6	152	49	1245	15	381	31	787	15½	394
HCS-756-248	6	152	26	660	77½	1969	7	178	49	1245	16½	419	33	838	18½	470
HCS-856-340	6	152	32	813	89	2261	8	203	48	1219	18	457	36	914	24	610
HCS-1056-348	8	203	36	914	91	2311	8	203	48	1219	19	483	38	965	27	686

REFERENCE NOTES:

- (1) Model numbers include housing style and required cartridge mounting.
- (2) Dimensions are approximate and should not be used for installation purposes.

NOTES:

- a. All elements are mounted against knife edge seals.
- b. Nameplate to be stamped with EI classified data.
- c. Inlet chamber to be hydrostatic tested at 115 psi (793 kPa).
- d. Coalescer cartridges are offered with a choice of rod or screw base mounting. The suffix "SB" will be added to the coalescer model number when screw base is required.
Example: CAA33-5 = Rod Mount
CAA33-5SB = Screw Base